

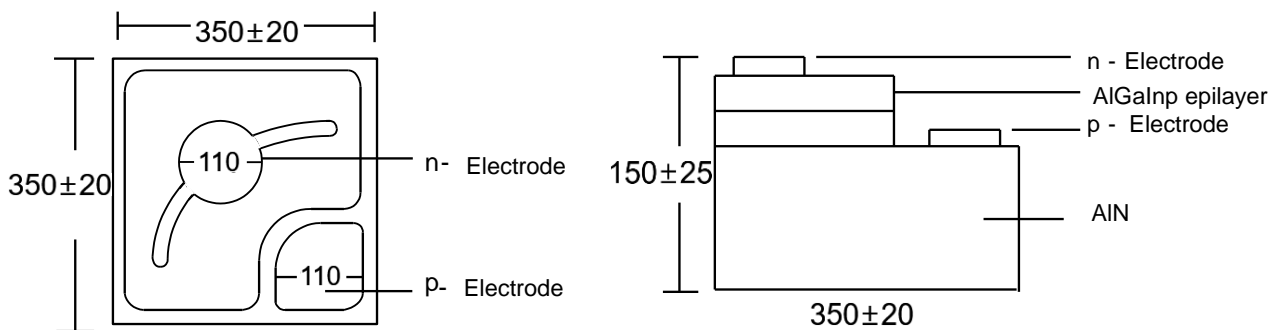
### ■ Features :

- Ultra bright LED chips
- Suitable for New Creative Products

### ■ Typical Applications :

- Automotive Signal Lamps: Stop/ Tail Lights
- Traffic Signs
- Highway Signs
- Special Decorations
- Full Color Outdoor Moving Signs

### ■ Outline Dimensions : (Unit: $\mu\text{m}$ )



### ■ Physical Structure :

Chip dimension	Chip size	350±20 $\mu\text{m}$ x 350±20 $\mu\text{m}$
	Thickness	150±25 $\mu\text{m}$
	Emission area	310±25 $\mu\text{m}$
	Bonding pad	n:110±10 $\mu\text{m}$ / p:110±10 $\mu\text{m}$
Electrode	N(cathode )	Gold
	P (anode)	Gold
Surface condition	Frosted	

\*C2

### ■ Electro-Optical Characteristics : ( $T_a = 25^\circ\text{C}$ )

Parameter	Symbol	Condition	Min.	Typ.	Max.	Unit
Forward Voltage	$V_F$	$I_F = 20 \text{ mA}$	1.90	-	2.30	V
Reverse Current	$I_R$	$V_Z = 5 \text{ V}$	-	-	10	$\mu\text{A}$
Wavelength	$\lambda_D$	$I_F = 20 \text{ mA}$	620.0		625.0	nm
Spectral width at half height	$\Delta\lambda$	$I_F = 20 \text{ mA}$	-	17	-	nm
Luminous Intensity	$I_v$	$I_F = 20 \text{ mA}$	900	-	1600	mcd

■ Typical Electro-Optical Characteristics Curve:

Fig 1. Forward Current vs. Forward Voltage

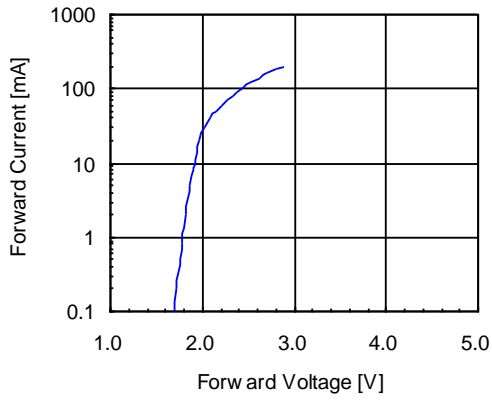


Fig 2. Relative Intensity vs. Forward Current

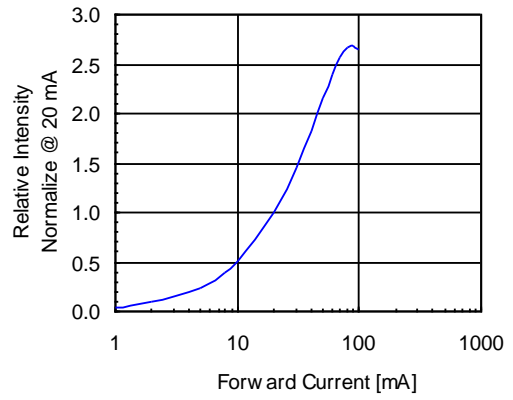


Fig 3. Forward Voltage vs. Temperature

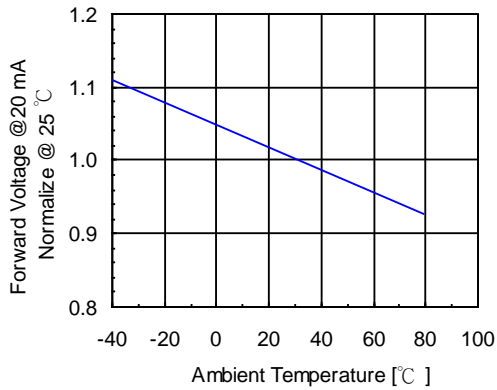


Fig 4. Relative Intensity vs. Temperature

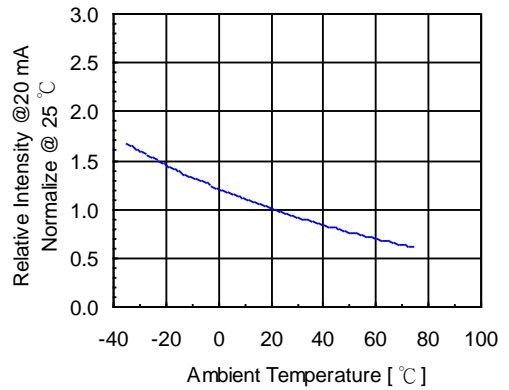


Fig 5. Relative Intensity vs. Wavelength

